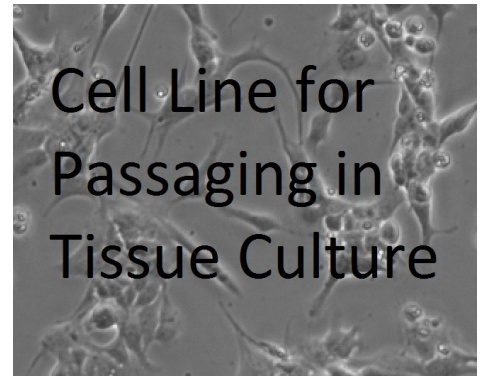


GBM-511FHTC

Clinical annotation:

Age: NA
Gender: Female
Location: -
Diagnosis: -
Pre-treatment: -
Source: -
Stage: -
EFS (months): -
OS (months): -

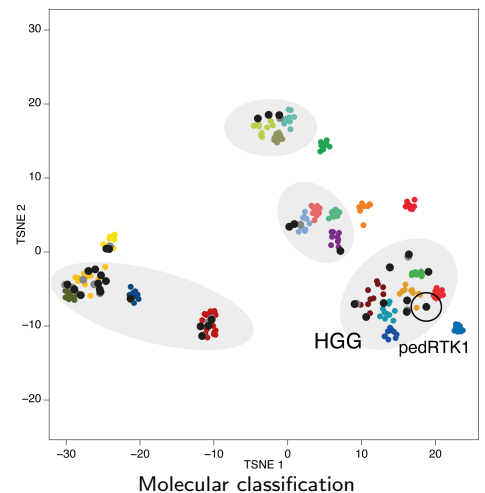


Histology of PDOX

Pathology of human tumor: -

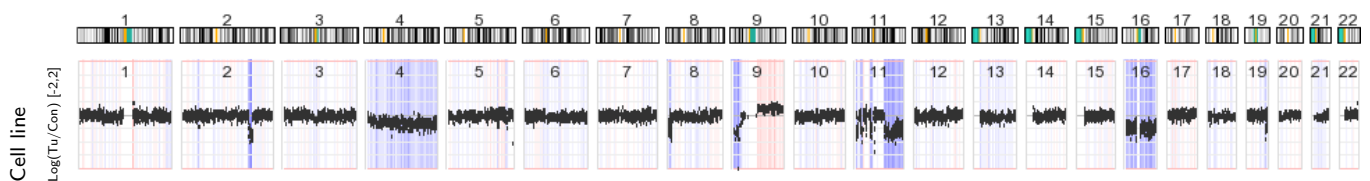
Model information:

Mouse strain: [Cell line](#)
Site of transplantation: -
Protocol: [Olson lab tissue culture protocol](#)
Days to P0/P1/P2: -
PI: James M. Olson
Contact: [Request model at www.btrl.org](http://www.btrl.org)



Molecular information:

Entity: High-grade glioma
Subgroup: pedRTK1
Curated lesions: *CDKN2A/B* (focal loss)
Detailed information: [Explore molecular data in PDX explorer](#)
[Explore genomic data of pediatric PDOX cohort](#)



Copy-number ratio (tumor vs. pseudo-control)